



casagrande



C5S^{XP}

HYDRAULIC CRAWLER DRILL

PERFORATRICE IDRAULICA



C5Sxp is the brand new multipurpose crawler drill rig designed by Casagrande to perform micropiles, anchors drilling and jet grouting in very restricted working areas. The crawler rig is equipped with modular mast, track oscillating and it is such small and easy-to-use so that it can work in narrow spaces such as tunnels or inside buildings. Furthermore, the articulation is equipped with the "Front The Wall" (FTW) system for operating on perpendicular walls. The diesel engine available with different power settings, follows the international standards and it is commanded by a PLC screen. The hydraulic system is "full load sensing" with electro-proportional control arrangement; a smart software allows the set-up to be personalized according to the project requirements. Casagrande EP (patented) rotary heads can be mounted on the machine, strengthening the flexibility of the "Extra Performance" XP technology which characterized all brand new Casagrande equipment.

C5Sxp è la nuova perforatrice idraulica multifunzione ideata da Casagrande per eseguire micropali, ancoraggi e jet grouting in aree di lavoro ristrette. Le dimensioni ridotte, il mast modulare e la semplicità di manovra rendono la macchina adatta all'impiego in spazi angusti come all'interno di gallerie o di edifici. La soluzione con cingoli basculanti rende la C5Sxp particolarmente indicata per accedere a cantieri con condizioni di terreno difficili. Inoltre, l'articolazione è dotata di snodo "Front The Wall" per lavorare perpendicolarmente alle pareti. L'efficiente motore diesel, disponibile in due tarature di potenza, è conforme agli standard internazionali. Un PLC gestisce il controllo della potenza con taratura dinamica dell'assorbimento per ottimizzare le prestazioni in base all'utilizzo e ridurre i consumi di carburante. L'impianto idraulico è di tipo "full load sensing" con sistema di controllo elettro-proporzionale; il set-up tramite software permette la semplice personalizzazione dei parametri di lavoro. La flessibilità della tecnologia XP permette l'uso di teste di perforazione Casagrande EP brevettate.

TECHNICAL SPECIFICATIONS

DATI TECNICI



UNDERCARRIAGE	CARATTERISTICHE CARRO					
Overall width of undercarriage	Larghezza sottocarro	1900 mm				
Track shoes width	Larghezza pattini	400 mm				
Overall track length	Lunghezza cingoli	2730 mm				
Travel speed	Velocità di traslazione	1,7 km/h				
Max. gradeability	Pendenza max. superabile	20° / 36%				
Ground pressure	Pressione specifica al suolo	55 kPa				
Hydraulic track oscillation	Basculamento cingoli	±10°				
ENGINE	MOTORE	CUMMINS QSB 4.5				
Engine conforms to Exhaust Emission Standard	Motore conforme agli standard di emissione	EU Stage IIIB - US EPA TIER IVi				
Rated power at 2200 rpm	Potenza a 2200 giri	97 / 119 kW				
Fuel tank capacity	Capacità serbatoio gasolio	200 l				
Hydraulic oil tank capacity	Capacità serbatoio olio idraulico	330 l				
MAST	MAST	2920	3100	3600	4100	4600
Mast length	Lunghezza mast	2920 mm	3100 mm	3600 mm	4100 mm	4600 mm
Stroke of rotary head	Corsa testa di rotazione	1670 mm	1500 mm	2350 mm	2850 mm	3350 mm
Extraction force	Forza di estrazione	50 kN	50 kN	50 kN	50 kN	50 kN
Crowd force	Spinta sull'utensile	50 kN	50 kN	50 kN	50 kN	50 kN
CLAMPS	MORSE	MM2 MM2S	M2Z M2SZ	M3Z M3SZ		
Diameter	Diametro	40 ÷ 159 mm		40 ÷ 254 mm		76 ÷ 279 mm
Clamping force	Forza di chiusura	145 kN		145 kN		145 kN
ROTARY HEAD	TESTA DI ROTAZIONE	T20EP	T14EP	H800		
Max. torque	Coppia max.	15210 Nm		12170 Nm		8770 Nm
Max. speed	Giri max.	42 ÷ 400 rpm		57 ÷ 440 rpm		42 ÷ 400 rpm
DIMENSIONS AND WEIGHT	INGOMBRI E PESO					
Length	Lunghezza	5470 mm				
Width	Larghezza	1900 mm				
Height	Altezza	2590 mm				
Weight of rig*	Peso attrezzatura*	~ 9,5 t				
* Depending on mounted equipment	* Dipende dall'allestimento montato					

* Depending on mounted equipment

* Dipende dall'allestimento montato

OPTIONALS

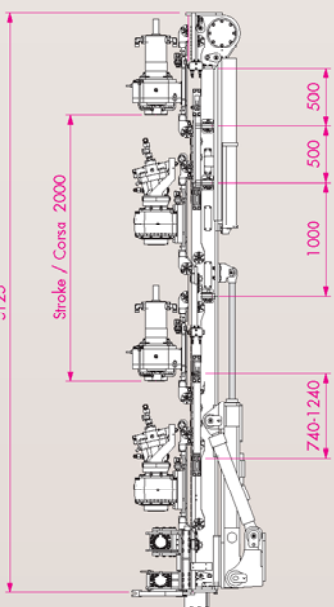
OPZIONI

Rotary head side movement; stroke 420 mm / 500 mm	Spostamento laterale testa; corsa 420 mm / 500 mm
Casagrande external hammer D21	Martello esterno Casagrande D21
Others rotary head and hammer HB35A HB45A	Altre teste e martelli HB35A HB45A
Hydraulic chuck P114; Ø 60÷114 mm	Mandrino idraulico P114; Ø 60÷114 mm
Auxiliary crane 230 kg @ 3.8 m	Gru di servizio 230 kg @ 3.8 m
A1 / A2 service winch; line pull 10 / 20 kN	Argani di servizio A1 / A2; tiro 10 / 20 kN
Jet system with timer or inductive control	Impianto jet induttivo o temporizzato
Double feed speed; 78 m/min	Doppia velocità traslazione testa; 78 m/min
Flushing pump type Gamma 202; 200 l/min 60 bar	Pompa acqua tipo Gamma 202; 200 l/min 60 bar
Foam pump C35; 30 l/min 50 bar	Pompa schiumogeni C35; 30 l/min 50 bar
Mud pump NG 530L; 170 l/min 24 bar	Pompa fanghi NG 530L; 170 l/min 24 bar
High pressure pump KWE; 120 l/min 13 bar	Pompa scarotatrice KWE; 120 l/min 13 bar
Rear stabilizers	Stabilizzatori posteriori
Lubricator 8.5 l	Oliatore 8,5 l

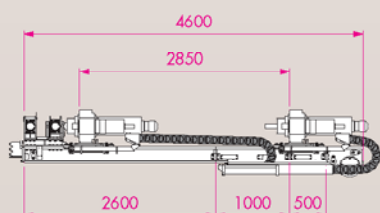
DIMENSIONI

T20EP + H800

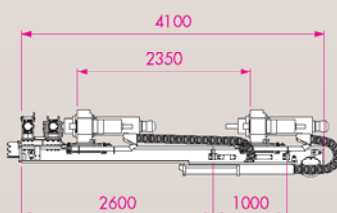
MAST 4600



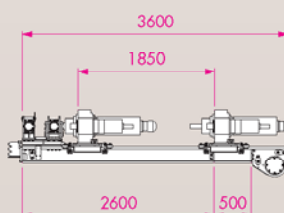
MAST 4100



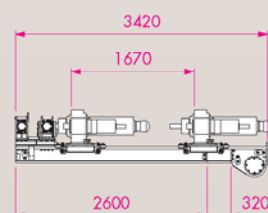
MAST 3600



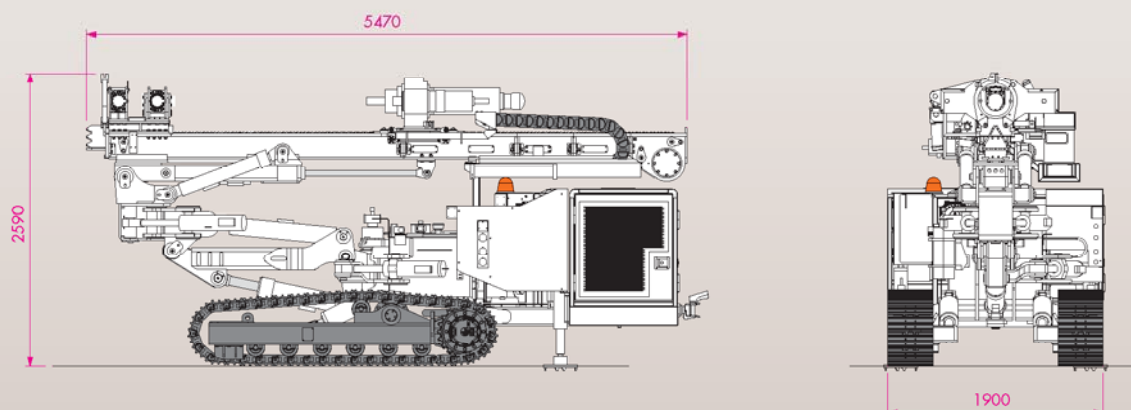
MAST 3100



MAST 2920



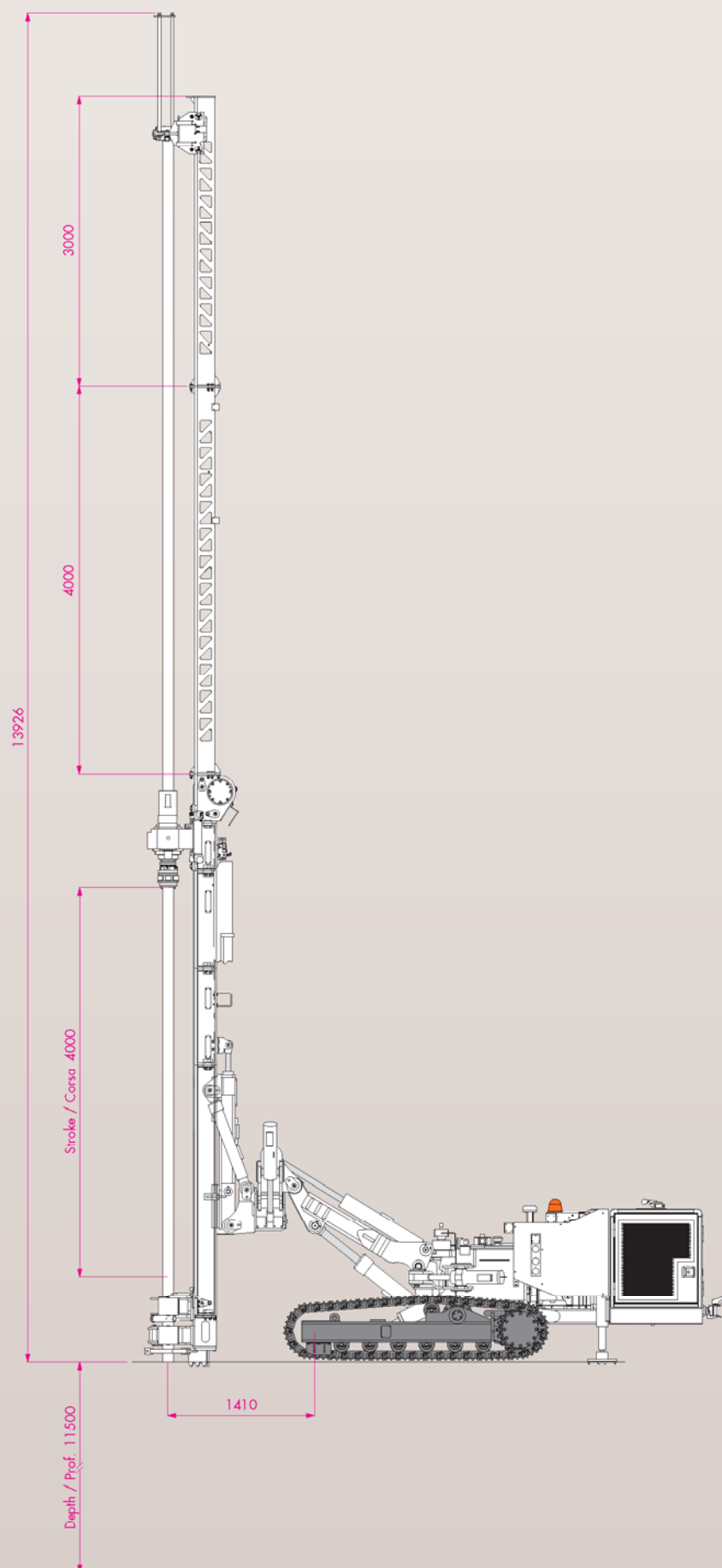
DIMENSIONI DI TRASPORTO



JET GROUTING ARRANGEMENT

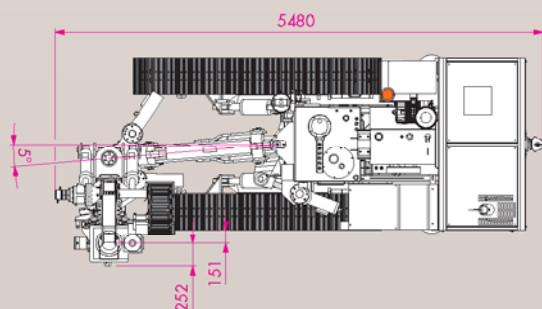
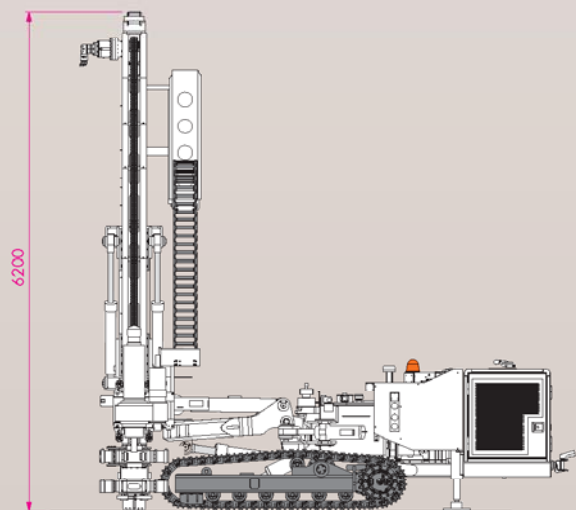
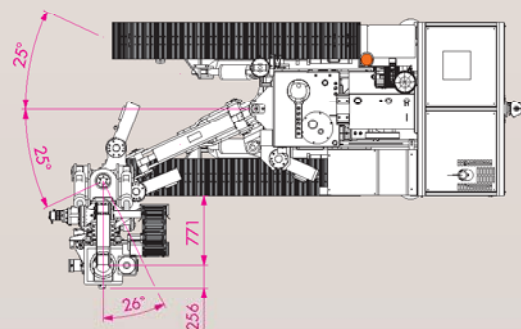
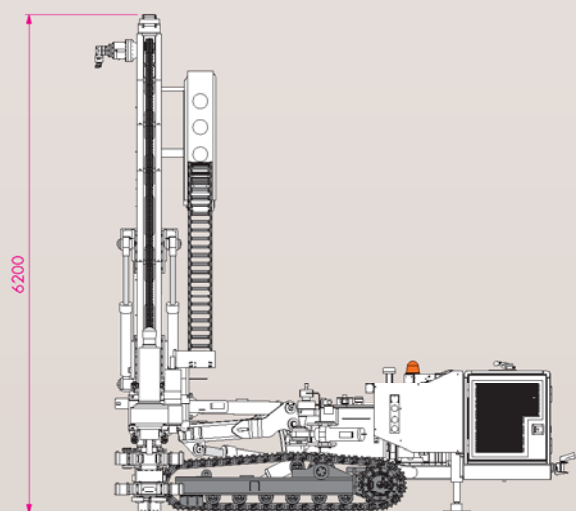
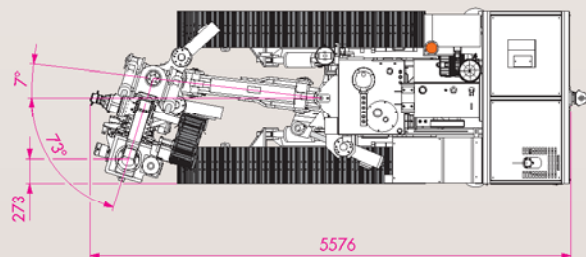
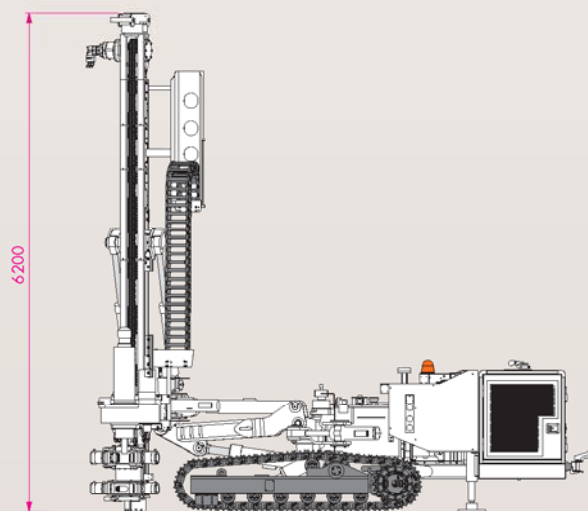
ALLESTIMENTO JET GROUTING

C5S^{XP}
HYDRAULIC CRAWLER DRILL



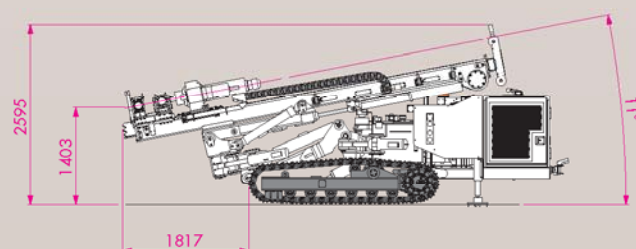
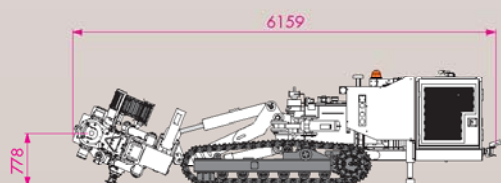
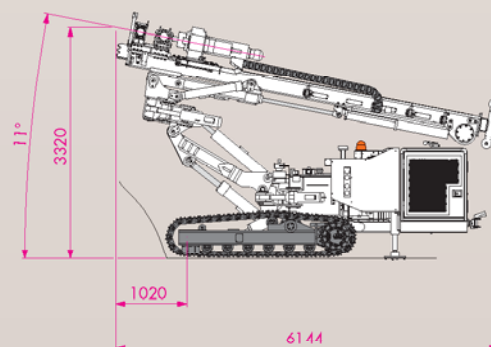
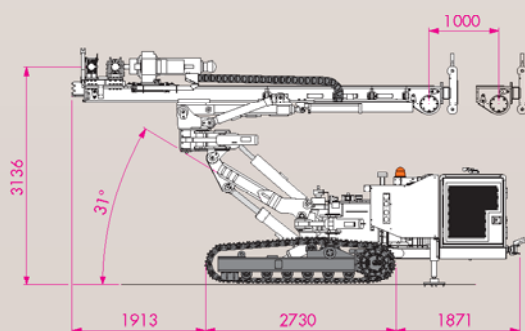
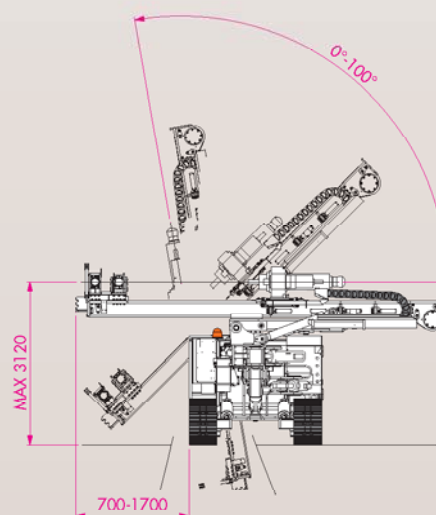
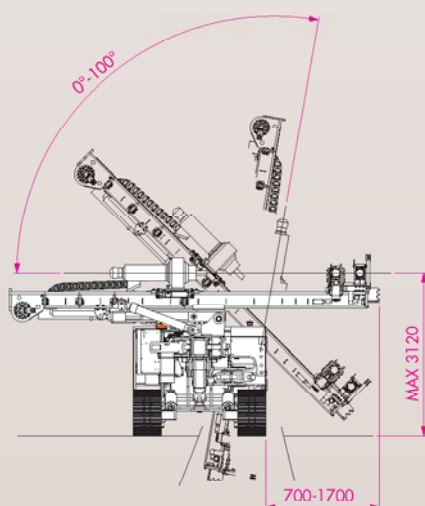
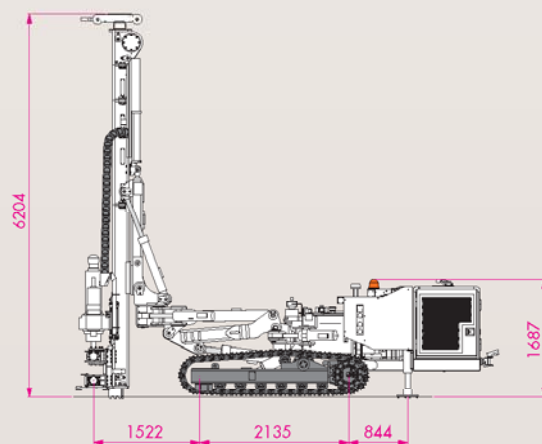
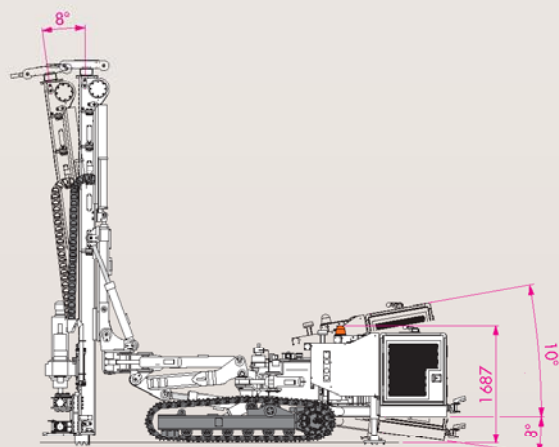
FRONT THE WALL KINEMATICS

ARTICOLAZIONE FRONT THE WALL

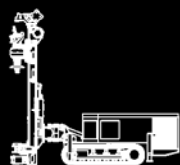


MAST MOVEMENTS

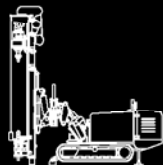
MOVIMENTAZIONI MAST



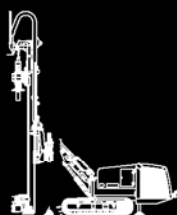
CASAGRANDE CRAWLER DRILLS RANGE



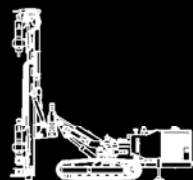
C2E



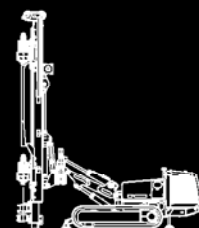
C3XP



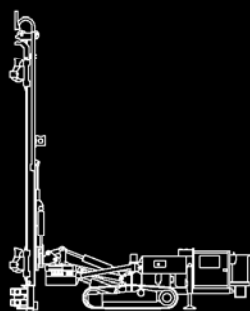
C5XP



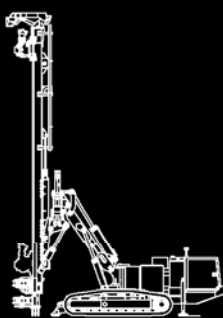
C5SXP



C6XP



M9-1



C7



C8XP



C16XP

All data contained in this brochure are indicative and does not take power losses into account. All data can be changed without notice.
Tutti i dati riportati su questo catalogo sono indicativi e non considerano perdite di carico. Tali dati possono variare senza preavviso.



CASAGRANDE S.P.A.
Via A. Malignani, 1 • IT 33074 Fontanafredda • Pordenone • Italy
Tel. (+39) 0434 9941 • Fax (+39) 0434 997009
www.casagrandegroup.com • Info@casagrandegroup.com

